

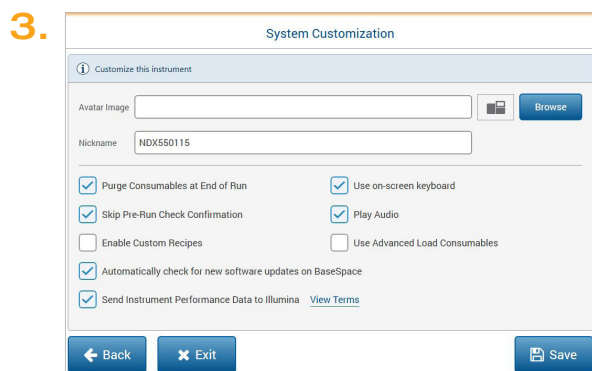
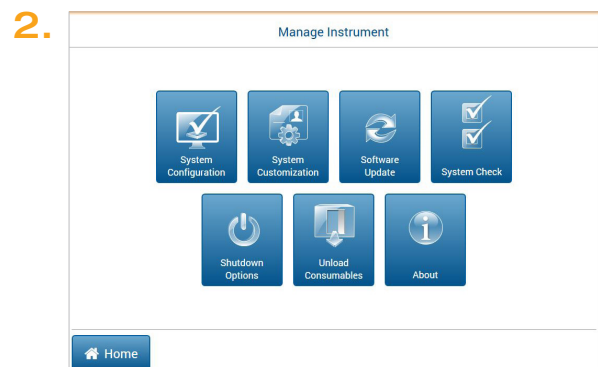
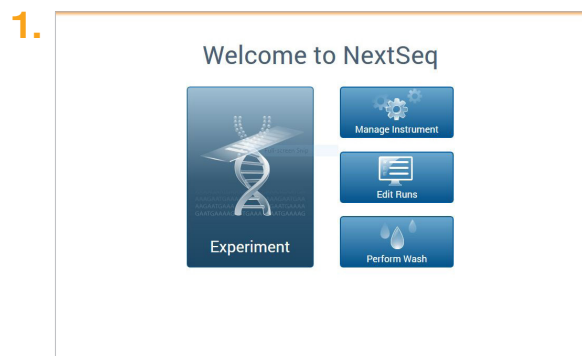
Illumina Proactive Service connectivity guide

Easily connect your NextSeq™ Sequencing System

To reduce unplanned downtime, minimize run failures and lost samples, plus resolve issues faster if and when they arise, simply follow the steps below.

Follow these steps to get connected

- From the Home Screen, select **Manage Instrument**
- From the **Manage Instrument** screen, select **System Configuration** followed by **BaseSpace™ Configuration**
- Move past the Analysis tab to the **BaseSpace** tab, and check the box next to **Send instrument performance data to Illumina**
- Click **Save**



For more information, contact your local field applications scientist or field service engineer.

www.illumina.com

For Research Use Only. Not for use in diagnostic procedures.